


AW MB36

TECHNICAL DATA:

Rating: 320A CO²
290A Mixed Gases

Duty Cycle: 60%
Wire Size: 0.8 ~ 1.3MM



AW MB36 WELDING TORCH

Welding torch a constant voltage power supply to create an electric arc that fuses the base metal with a filler wire that is continuously fed through the welding torch.

At the same time, an inert shielding gas is also fed through the gun to protect the weld pool from atmospheric contamination.



AW MB36 (COMPLETE TORCHES)


PRODUCT DESCRIPTION

MB36 MIG TORCH	3M
	4M
	5M

AW MB36 (PARTS)

PRODUCT DESCRIPTION


1	MB36 Nozzle 16mm
---	------------------



AW MB36 (PARTS)

PRODUCT DESCRIPTION


- 2 Contact Tip M6 x 30 x 1.0mm
Contact Tip M8 x 30 x 1.0mm
Contact Tip M8 x 30 x 1.2mm
- 3 MB36 Tip Adaptor (M6)
MB36 Tip Adaptor (M8)



AW MB36 (PARTS)

PRODUCT DESCRIPTION

- 4a MB36 Gas Diffuser Ceramic
- 4b MB36 Gas Diffuser DMC



AW MB36 (PARTS)

PRODUCT DESCRIPTION

- 5 MB36 Swan Neck
- 6 Swan Neck Back Insulation



AW MB36 (PARTS)

PRODUCT DESCRIPTION

- 7 AW MIG TORCH FRONT HANDLE
C/W SWITCH

AW MB36 (PARTS)

PRODUCT DESCRIPTION

- 8 MIG TRIGGER SWITCH FOR RED HANDLE
MIG TRIGGER SWITCH FOR YELLOW HANDLE
- 9 MIG TORCH BACK HANDLE (RED)
- 10 Euro Connector Torch End

PRODUCT DESCRIPTION

- 11 LINER 3M (Euro Fitting) RED
LINER 4M (Euro Fitting) RED
LINER 5M (Euro Fitting) RED
Teflon LINER 4M (Euro Fitting) BLACK
Teflon LINER 4M (Euro Fitting) GRADE C
- 12 LINER HEAD NUT