

# AW WP26


**SERIES 200AMPS  
AIR COOLED  
TIG TORCHES**



## **AW WP26 SERIES 200AMPS AIR COOLED TIG TORCHES**

A robust, high-performance air-cooled TIG torch designed for general fabrication and medium-to-heavy welding work. Built for reliability and ease of use, it offers strong heat resistance and consistent arc control without the need for a water-cooling system.

Suitable for general fabrication, workshop use, stainless steel welding, repair work, and medium-duty TIG applications.



### AW WP26 TIG TORCHES (PARTS)

#### PRODUCT DESCRIPTION

WP26-2 TIG TORCH (4MTR)

WP26-R TIG TORCH (4MTR)

WP26-2-25 TIG TORCH (8MTR)

WP26-R-25 TIG TORCH (8MTR)

\*Torch fitting can be modified on request for an additional charge.



### AW WP26 TIG TORCHES (PARTS)

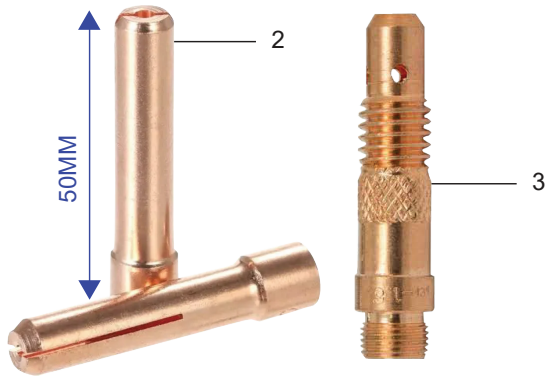
#### PRODUCT DESCRIPTION

1a WP26 Torch Body c/w Handle

1b WP26V Torch Body c/w Handle

1c WP26F Torch Body c/w Handle


1d WP26FV Torch Body c/w Handle



**AW WP26 TIG TORCHES (PARTS)**

**PRODUCT DESCRIPTION**

2	WP26 Collet 1.0MM	(10N22)
	WP26 Collet 1.6MM	(10N23)
	WP26 Collet 2.4MM	(10N24)
	WP26 Collet 3.2MM	(10N25)
	WP26 Collet 4.0MM	(10N20)
3	WP26 Collet Body 1.0MM	(10N30)
	WP26 Collet Body 1.6MM	(10N31)
	WP26 Collet Body 2.4MM	(10N32)
	WP26 Collet Body 3.2MM	(10N28)
	WP26 Collet Body 4.0MM	(406488)



**AW WP26 TIG TORCHES (PARTS)**

**PRODUCT DESCRIPTION**

4	WP26 Ceramic Cup #4	(10N50)
	WP26 Ceramic Cup #5	(10N49)
	WP26 Ceramic Cup #6	(10N48)
	WP26 Ceramic Cup #7	(10N47)
	WP26 Ceramic Cup #8	(10N46)
	WP26 Ceramic Cup #10	(10N45)
5	WP26 Ceramic Cup #12	(10N44)
	Long Ceramic Cup #5	(10N49L)
	Long Ceramic Cup #6	(10N48L)
	Long Ceramic Cup #7	(10N47L)
	Long Ceramic Cup #8	(10N46L)



**AW WP26 TIG TORCHES (PARTS)**

**PRODUCT DESCRIPTION**

6	Valve Stem WP26	
7	WP26 Short Back Cap	(57Y04)
8	WP26 Medium Back Cap	(57Y03)
8a	WP26 Long Back Cap	(57Y02)



### AW WP26 TIG TORCHES (PARTS)

#### PRODUCT DESCRIPTION

- 9 WP26 CUP GASKET 18CG
- 9a WP26 Insert 18-7



### AW WP26 TIG TORCHES (PARTS)

#### PRODUCT DESCRIPTION


- 10 WP26P Straight Torch Body



### AW WP26 TIG TORCHES (PARTS)

#### PRODUCT DESCRIPTION

- 11 Gas Lens Collet Body 1.6MM (45V25)
- Gas Lens Collet Body 2.4MM (45V26)
- Gas Lens Collet Body 3.2MM (45V27)



### AW WP26 TIG TORCHES (PARTS)

#### PRODUCT DESCRIPTION

- 12 Gas Lens Ceramic Cup #5 (54N17)
- Gas Lens Ceramic Cup #6 (54N16)
- Gas Lens Ceramic Cup #7 (54N15)
- Gas Lens Ceramic Cup #8 (54N14)
- 12a Long Gas Lens Ceramic Cup #6 (54N16L)
- Long Gas Lens Ceramic Cup #7 (54N15L)
- Long Gas Lens Ceramic Cup #8 (54N14L)






### AW WP26 TIG TORCHES (PARTS)

#### PRODUCT DESCRIPTION


- |    |                     |         |
|----|---------------------|---------|
| 13 | WP26 Ceramic Cup #4 | (13N08) |
|    | WP26 Ceramic Cup #5 | (13N09) |
|    | WP26 Ceramic Cup #6 | (13N10) |
|    | WP26 Ceramic Cup #7 | (13N11) |
|    | WP26 Ceramic Cup #8 | (13N12) |



### AW WP26 TIG TORCHES (PARTS)

#### PRODUCT DESCRIPTION

- |    |                      |          |
|----|----------------------|----------|
| 14 | Stubby Collet Body   | (17CB20) |
| 15 | Stubby Collect 1.6MM | (10N23S) |
|    | Stubby Collect 2.0MM | (10N23M) |
|    | Stubby Collect 3.2MM | (10N24S) |



### AW WP26 TIG TORCHES (PARTS)

#### PRODUCT DESCRIPTION

- |    |                  |
|----|------------------|
| 16 | Micro/Tig Switch |
|----|------------------|



### AW WP26 TIG TORCHES (PARTS)

#### PRODUCT DESCRIPTION

- |    |                          |
|----|--------------------------|
| 17 | 54N01 Gas Lens Insulator |
|----|--------------------------|