

MMA 500G

The Priority Selection for Industry.





Processes




- Stick

Heavy Industrial

Output

Input

www.ace-weld.com

Package Includes

- Inverter power source
- Electrode clamp, 3m
- Earth clamp, 3m

Optional Accessories

- Fast plug
- Wrench
- Helmet
- Remote control box

Features

- VRD adjustable.
- Arc force adjustable.
- Hot start adjustable.
- Recommend for 5.0mm electrode.
- Suitable for acid electrode, basic electrode and cellulosic electrode.
- Tri-proof air duct design.

Model	Input Voltage/Phase/Frequency	Output Current/Voltage/Duty Cycle (40°C)	Amps Input At Rated Output	Output Range/ OCV	Dimension (mm)	Weight (kg)
MMA 500G	380V/3P/50-60Hz	480A/39.2V/40% 304A/32.2V/100%	36.2A@480A	40-480A/68V	515*262*468	26